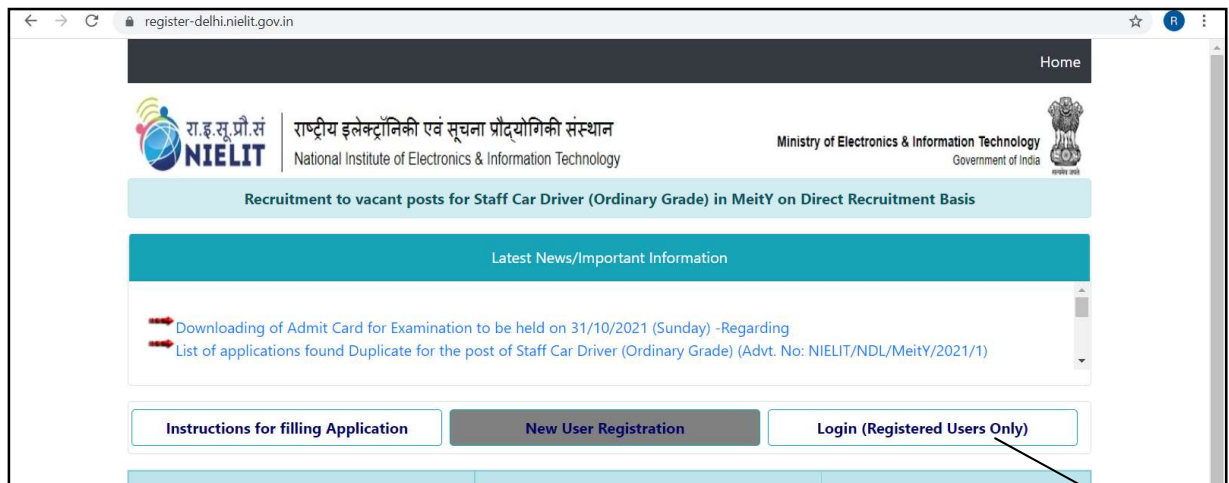


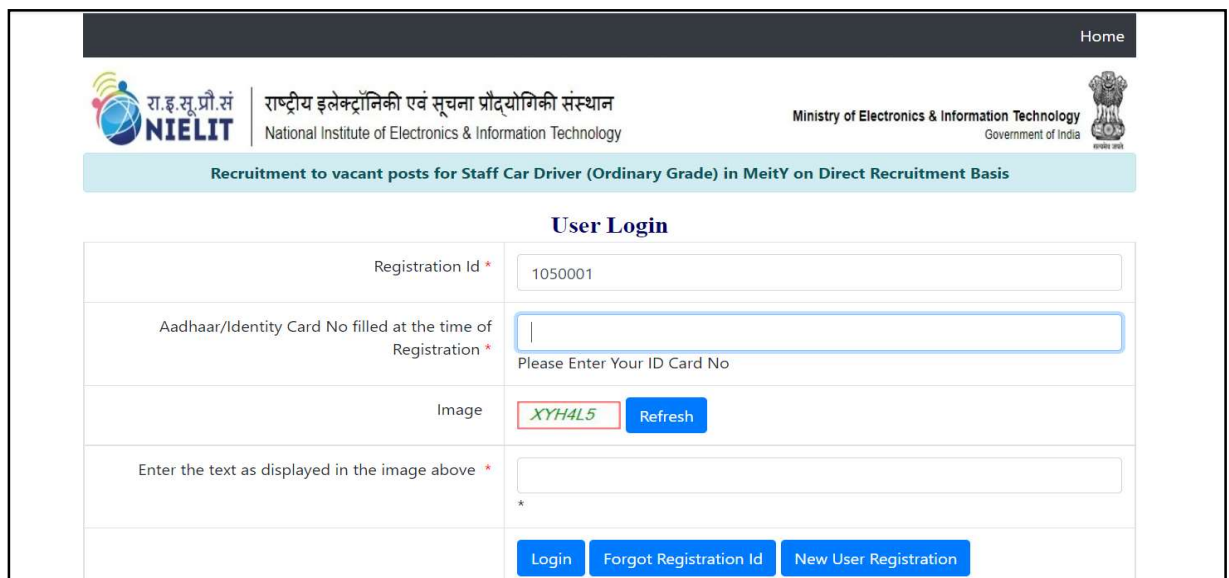
Instructions for Downloading of Admit Card for Written Examination to be held on 31/10/2021 (Sunday)

1. The facility to download Admit Card for Written Examination to be held on 31/10/2021 (Sunday) will be available from 18/10/2021 11:30 AM onwards in the Applicant's Login.
2. Click on "Login (Registered Users Only) button on the Home Page of the Website register-delhi.nielit.gov.in as shown in Screen 1 and Screen 2 below.



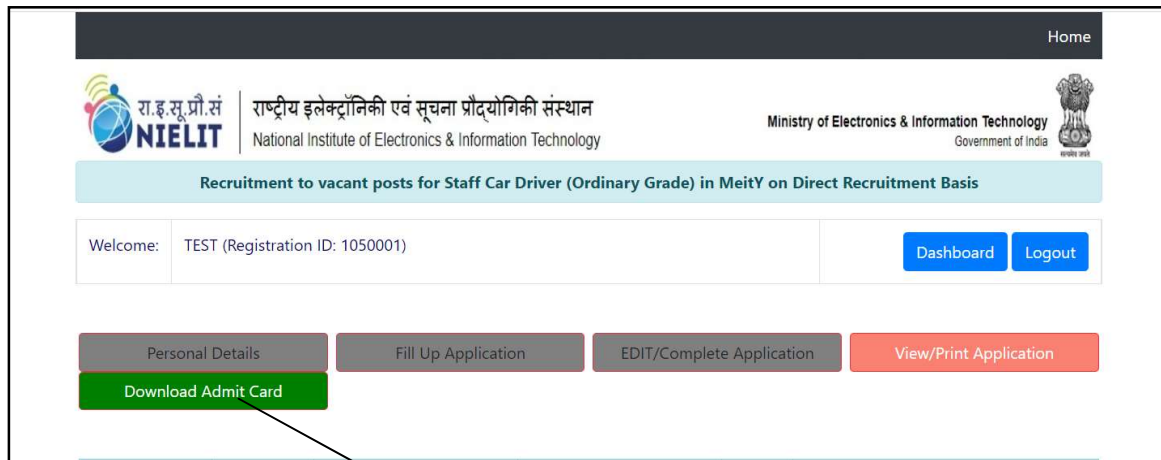
Screen 1

Click Here



Screen 2

3. After logging in with your Registration ID and Aadhaar/ Identity Card Details, click on “Download Admit Card” button as in Screen 3.

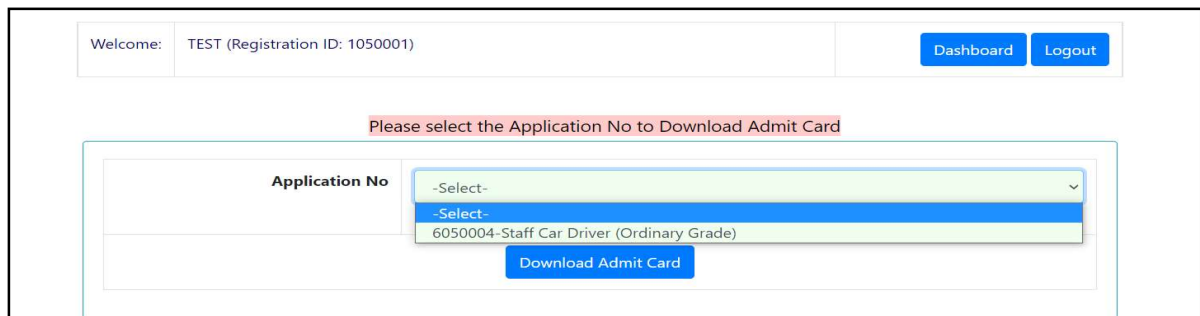


The screenshot shows the user interface of the recruitment portal. At the top, there is a header with the NIELIT logo and name in Hindi and English, and the Ministry of Electronics & Information Technology logo. Below the header, a banner reads "Recruitment to vacant posts for Staff Car Driver (Ordinary Grade) in MeitY on Direct Recruitment Basis". A welcome message says "Welcome: TEST (Registration ID: 1050001)". There are buttons for "Dashboard" and "Logout". A navigation bar contains buttons for "Personal Details", "Fill Up Application", "EDIT/Complete Application", and "View/Print Application". The "Download Admit Card" button is highlighted in green, and an arrow points to it from the text "Click Here" below the screenshot.

Click Here

Screen 3

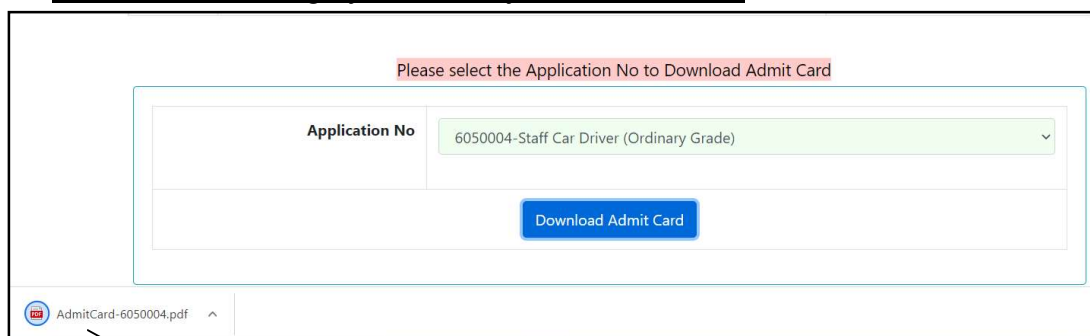
4. Select the Application Number as shown below



The screenshot shows the application selection interface. It features a welcome message "Welcome: TEST (Registration ID: 1050001)" and "Dashboard" and "Logout" buttons. A pink message box says "Please select the Application No to Download Admit Card". Below this, there is a form with a label "Application No" and a dropdown menu. The dropdown menu is open, showing options: "-Select-", "-Select-", and "6050004-Staff Car Driver (Ordinary Grade)". A "Download Admit Card" button is located below the dropdown menu.

Screen 4

5. The Admit Card is downloaded as shown in Screen 5. **Click on the file to open it and take Print out of the Admit Card.** Go through the instructions on the Admit Card thoroughly and strictly follow the same.



The screenshot shows the application selection interface, similar to Screen 4, but with the "6050004-Staff Car Driver (Ordinary Grade)" option selected in the dropdown menu. At the bottom of the page, a file download bar is visible, showing a PDF icon and the filename "AdmitCard-6050004.pdf". An arrow points from the text "Click Here" below the screenshot to this file download bar.

Screen 5

Click Here